

RATIONALE

REVISE INSPECTION BALL SIZES TO AGREE WITH THE AS4623 REVISED FITTING ID'S

REV.  
D

SAE AS4628

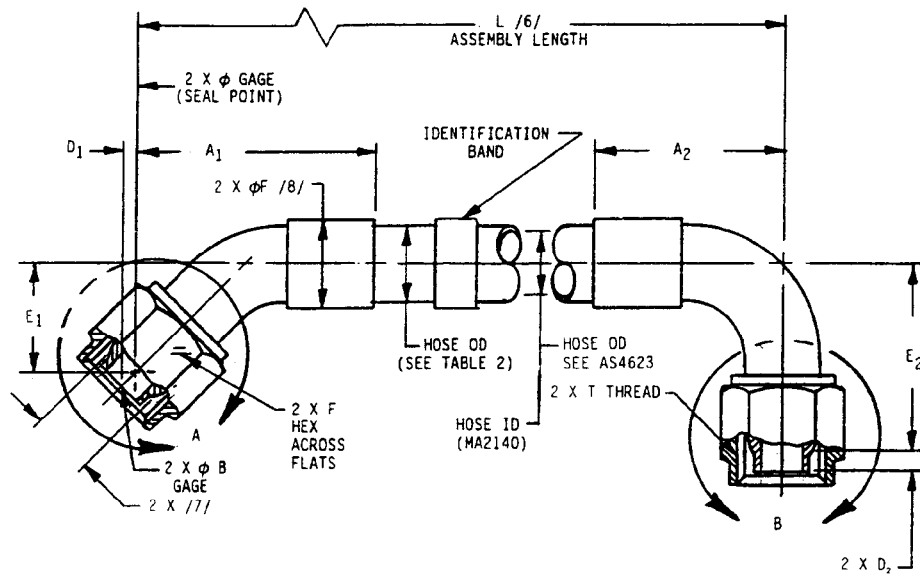


FIGURE 1 - HOSE ASSEMBLY, 45° ELBOW TO 90° ELBOW

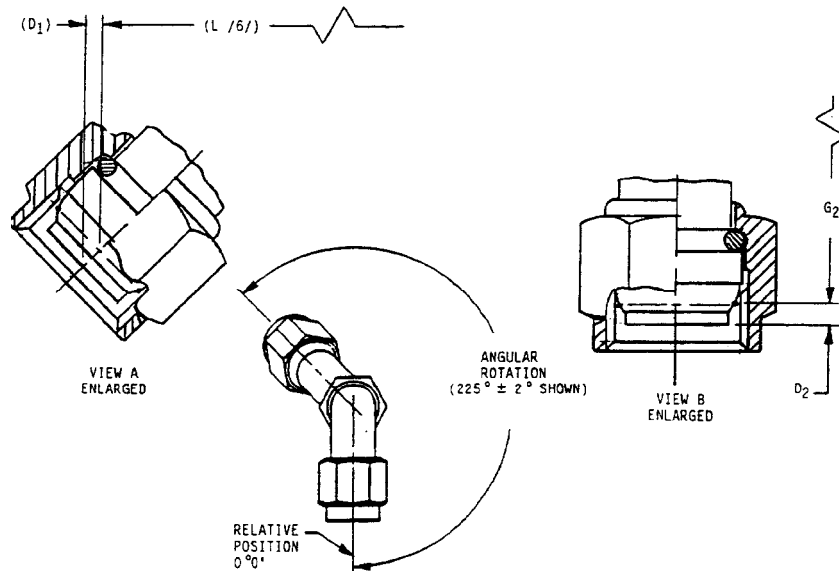
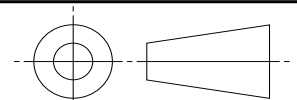


FIGURE 2 - FITTING ORIENTATION /19/

SAE values your input. To provide feedback on this Technical Report, please visit <http://www.sae.org/technical/standards/AS4628D>

THIRD ANGLE PROJECTION



CUSTODIAN: SAE G-3/G-3D

PROCUREMENT SPECIFICATION: /2/ AS4623

**SAE Aerospace**  
An SAE International Group

**AEROSPACE STANDARD**

HOSE ASSEMBLY, POLYTETRAFLUOROETHYLENE, PARA ARAMID REINFORCED, HEAVY-DUTY, 275 °F, 3000 PSI FLARELESS TITANIUM FITTINGS, INCLUDING JUMP SIZE, 45° TO 90°

**SAE AS4628**  
SHEET 1 OF 5

**REV. D**

SAE Technical Standards Board Rules provide that: "This report is published by SAE to advance the state of technical and engineering sciences. The use of this report is entirely voluntary, and its applicability and suitability for any particular use, including any patent infringement arising therefrom, is the sole responsibility of the user." SAE reviews each technical report at least every five years at which time it may be reaffirmed, revised, or cancelled. SAE invites your written comments and suggestions.

**AEROSPACE STANDARD**

HOSE ASSEMBLY, POLYTETRAFLUOROETHYLENE, PARA  
ARAMID REINFORCED, HEAVY-DUTY, 275 °F, 3000 PSI FLARELESS  
TITANIUM FITTINGS, INCLUDING JUMP SIZE, 45° TO 90°

TABLE 1 – HOSE AND FITTING DIMENSIONS

BASIC HOSE ASSEMBLY NO. 4628 SIZE CODE	/14/ FITTING TYPE	THREAD T PER AS8879	A <sub>1</sub> MAX	A <sub>2</sub> MAX	B GAGE BASIC	(C) HEX	D <sub>1</sub>	D <sub>2</sub>	E <sub>1</sub>		E <sub>2</sub>		E <sub>3</sub>		BALL SIZE MIN THRU 7/ IN
									MAX	MIN	MAX	MIN	MAX	MIN	
E	S	0.4375-20UNJF-3B	2.160	1.180	0.2930	0.56	0.11	0.16	0.475	0.350	0.770	0.645	0.69	0.102	
G	S	0.5625-18UNJF-3B	2.460	2.180	0.4120	0.69	0.12	0.16	0.500	0.375	0.840	0.715	0.80	0.174	
H	S	0.7500-16UNJF-3B	2.740	2.538	0.5600	0.88	0.13	0.19	0.560	0.435	0.940	0.845	0.97	0.267	
J	S	0.8750-14UNJF-3B	3.785	3.375	0.6730	1.00	0.14	0.20	0.670	0.545	1.210	1.085	1.15	0.323	
K	S	1.0625-12UNJ-3B	4.810	3.940	0.8100	1.25	0.16	0.23	0.705	0.580	1.400	1.275	1.38	0.433	
M	S	1.3125-12UNJ-3B	5.540	4.510	1.0620	1.50	0.21	0.30	0.840	0.715	1.625	1.500	1.66	0.646	
N	S	1.5625-12UNJ-3B	6.770	5.310	1.3160	1.81	0.03	0.04	0.875	0.750	1.825	1.700	2.32	0.786	

TABLE 2 – HOSE OR SLEEVE OUTSIDE DIAMETERS /10/

SLEEVE CODE	SLEEVE MATERIAL	TEMP LIMIT °F	HOSE SIZE											
			0.250	0.375	0.500	0.625	0.750	1.000	1.250	1.500	1.750	2.000		
-	(-) INDICATES HOSE ONLY NO SLEEVE (SEE AS4623)	275	--	--	--	--	--	--	--	--	--	--	--	--
A	FIRESLEEVE (AS1072 SIL-FG) (5 MIN) /11/12/13/	275	0.930/0.730	1.070/0.880	1.205/1.015	1.370/1.130	1.590/1.380	1.847/1.677	2.130/1.950					
B	ABRASION SLEEVE SHRINK-ON (POLYOLEFIN AS1073-CODE B) /20/	275	0.620/0.540	0.770/0.690	0.917/0.833	1.042/0.948	1.314/1.206	1.623/1.511	1.896/1.784					
K	INTEGRAL ABRASION SLEEVE (BRAIDED) POLYESTER /21/	275	0.555/0.635	0.675/0.755	0.840/0.920	0.935/1.025	1.205/1.305	1.502/1.602	1.775/1.875					